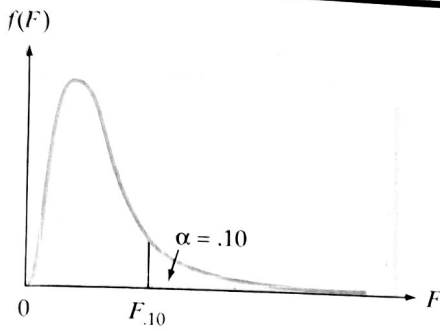


TABLE VIII Percentage Points of the F -distribution, $\alpha = .10$



		NUMERATOR DEGREES OF FREEDOM								
		1	2	3	4	5	6	7	8	9
DENOMINATOR DEGREES OF FREEDOM	v_1									
	v_2									
	1	39.86	49.50	53.59	55.83	57.24	58.20	58.91	59.44	59.86
	2	8.53	9.00	9.16	9.24	9.29	9.33	9.35	9.37	9.38
	3	5.54	5.46	5.39	5.34	5.31	5.28	5.27	5.25	5.24
	4	4.54	4.32	4.19	4.11	4.05	4.01	3.98	3.95	3.94
	5	4.06	3.78	3.62	3.52	3.45	3.40	3.37	3.34	3.32
	6	3.78	3.46	3.29	3.18	3.11	3.05	3.01	2.98	2.96
	7	3.59	3.26	3.07	2.96	2.88	2.83	2.78	2.75	2.72
	8	3.46	3.11	2.92	2.81	2.73	2.67	2.62	2.59	2.56
	9	3.36	3.01	2.81	2.69	2.61	2.55	2.51	2.47	2.44
	10	3.29	2.92	2.73	2.61	2.52	2.46	2.41	2.38	2.35
	11	3.23	2.86	2.66	2.54	2.45	2.39	2.34	2.30	2.27
	12	3.18	2.81	2.61	2.48	2.39	2.33	2.28	2.24	2.21
	13	3.14	2.76	2.56	2.43	2.35	2.28	2.23	2.20	2.16
	14	3.10	2.73	2.52	2.39	2.31	2.24	2.19	2.15	2.12
	15	3.07	2.70	2.49	2.36	2.27	2.21	2.16	2.12	2.09
	16	3.05	2.67	2.46	2.33	2.24	2.18	2.13	2.09	2.06
	17	3.03	2.64	2.44	2.31	2.22	2.15	2.10	2.06	2.03
	18	3.01	2.62	2.42	2.29	2.20	2.13	2.08	2.04	2.00
	19	2.99	2.61	2.40	2.27	2.18	2.11	2.06	2.02	1.98
	20	2.97	2.59	2.38	2.25	2.16	2.09	2.04	2.00	1.96
	21	2.96	2.57	2.36	2.23	2.14	2.08	2.02	1.98	1.95
	22	2.95	2.56	2.35	2.22	2.13	2.06	2.01	1.97	1.93
	23	2.94	2.55	2.34	2.21	2.11	2.05	1.99	1.95	1.92
	24	2.93	2.54	2.33	2.19	2.10	2.04	1.98	1.94	1.91
	25	2.92	2.53	2.32	2.18	2.09	2.02	1.97	1.93	1.89
	26	2.91	2.52	2.31	2.17	2.08	2.01	1.96	1.92	1.88
	27	2.90	2.51	2.30	2.17	2.07	2.00	1.95	1.91	1.87
	28	2.89	2.50	2.29	2.16	2.06	2.00	1.94	1.90	1.87
29	2.89	2.50	2.28	2.15	2.06	1.99	1.93	1.89	1.86	
30	2.88	2.49	2.28	2.14	2.05	1.98	1.93	1.88	1.85	
40	2.84	2.44	2.23	2.09	2.00	1.93	1.87	1.83	1.79	
60	2.79	2.39	2.18	2.04	1.95	1.87	1.82	1.77	1.74	
120	2.75	2.35	2.13	1.99	1.90	1.82	1.77	1.72	1.68	
∞	2.71	2.30	2.08	1.94	1.85	1.77	1.72	1.67	1.63	

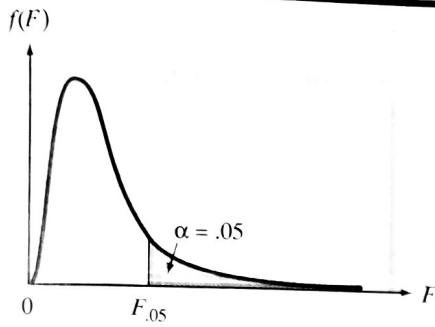
Source: From M. Merrington and C. M. Thompson, "Tables of Percentage Points of the Inverted Beta (F)-Distribution," *Biometrika*, 1943, 33, 73-88. Reproduced by permission of the *Biometrika* Trustees.

(continued)

TABLE VIII Continued

ν_2	NUMERATOR DEGREES OF FREEDOM									
	10	12	15	20	24	30	40	60	120	∞
1	60.19	60.71	61.22	61.74	62.00	62.26	62.53	62.79	63.06	63.33
2	9.39	9.41	9.42	9.44	9.45	9.46	9.47	9.47	9.48	9.49
3	5.23	5.22	5.20	5.18	5.18	5.17	5.16	5.15	5.14	5.13
4	3.92	3.90	3.87	3.84	3.83	3.82	3.80	3.79	3.78	3.76
5	3.30	3.27	3.24	3.21	3.19	3.17	3.16	3.14	3.12	3.10
6	2.94	2.90	2.87	2.84	2.82	2.80	2.78	2.76	2.74	2.72
7	2.70	2.67	2.63	2.59	2.58	2.56	2.54	2.51	2.49	2.47
8	2.54	2.50	2.46	2.42	2.40	2.38	2.36	2.34	2.32	2.29
9	2.42	2.38	2.34	2.30	2.28	2.25	2.23	2.21	2.18	2.16
10	2.32	2.28	2.24	2.20	2.18	2.16	2.13	2.11	2.08	2.06
11	2.25	2.21	2.17	2.12	2.10	2.08	2.05	2.03	2.00	1.97
12	2.19	2.15	2.10	2.06	2.04	2.01	1.99	1.96	1.93	1.90
13	2.14	2.10	2.05	2.01	1.98	1.96	1.93	1.90	1.88	1.85
14	2.10	2.05	2.01	1.96	1.94	1.91	1.89	1.86	1.83	1.80
15	2.06	2.02	1.97	1.92	1.90	1.87	1.85	1.82	1.79	1.76
16	2.03	1.99	1.94	1.89	1.87	1.84	1.81	1.78	1.75	1.72
17	2.00	1.96	1.91	1.86	1.84	1.81	1.78	1.75	1.72	1.69
18	1.98	1.93	1.89	1.84	1.81	1.78	1.75	1.72	1.69	1.66
19	1.96	1.91	1.86	1.81	1.79	1.76	1.73	1.70	1.67	1.63
20	1.94	1.89	1.84	1.79	1.77	1.74	1.71	1.68	1.64	1.61
21	1.92	1.87	1.83	1.78	1.75	1.72	1.69	1.66	1.62	1.59
22	1.90	1.86	1.81	1.76	1.73	1.70	1.67	1.64	1.60	1.57
23	1.89	1.84	1.80	1.74	1.72	1.69	1.66	1.62	1.59	1.55
24	1.88	1.83	1.78	1.73	1.70	1.67	1.64	1.61	1.57	1.53
25	1.87	1.82	1.77	1.72	1.69	1.66	1.63	1.59	1.56	1.52
26	1.86	1.81	1.76	1.71	1.68	1.65	1.61	1.58	1.54	1.50
27	1.85	1.80	1.75	1.70	1.67	1.64	1.60	1.57	1.53	1.49
28	1.84	1.79	1.74	1.69	1.66	1.63	1.59	1.56	1.52	1.48
29	1.83	1.78	1.73	1.68	1.65	1.62	1.58	1.55	1.51	1.47
30	1.82	1.77	1.72	1.67	1.64	1.61	1.57	1.54	1.50	1.46
40	1.76	1.71	1.66	1.61	1.57	1.54	1.51	1.47	1.42	1.38
60	1.71	1.66	1.60	1.54	1.51	1.48	1.44	1.40	1.35	1.29
120	1.65	1.60	1.55	1.48	1.45	1.41	1.37	1.32	1.26	1.19
∞	1.60	1.55	1.49	1.42	1.38	1.34	1.30	1.24	1.17	1.00

TABLE IX Percentage Points of the F-distribution, $\alpha = .05$



		NUMERATOR DEGREES OF FREEDOM								
		1	2	3	4	5	6	7	8	9
DENOMINATOR DEGREES OF FREEDOM	ν_1									
	ν_2									
1	1	161.4	199.5	215.7	224.6	230.2	234.0	236.8	238.9	240.5
2	2	18.51	19.00	19.16	19.25	19.30	19.33	19.35	19.37	19.38
3	3	10.13	9.55	9.28	9.12	9.01	8.94	8.89	8.85	8.81
4	4	7.71	6.94	6.59	6.39	6.26	6.16	6.09	6.04	6.00
5	5	6.61	5.79	5.41	5.19	5.05	4.95	4.88	4.82	4.77
6	6	5.99	5.14	4.76	4.53	4.39	4.28	4.21	4.15	4.10
7	7	5.59	4.74	4.35	4.12	3.97	3.87	3.79	3.73	3.68
8	8	5.32	4.46	4.07	3.84	3.69	3.58	3.50	3.44	3.39
9	9	5.12	4.26	3.86	3.63	3.48	3.37	3.29	3.23	3.18
10	10	4.96	4.10	3.71	3.48	3.33	3.22	3.14	3.07	3.02
11	11	4.84	3.98	3.59	3.36	3.20	3.09	3.01	2.95	2.90
12	12	4.75	3.89	3.49	3.26	3.11	3.00	2.91	2.85	2.80
13	13	4.67	3.81	3.41	3.18	3.03	2.92	2.83	2.77	2.71
14	14	4.60	3.74	3.34	3.11	2.96	2.85	2.76	2.70	2.65
15	15	4.54	3.68	3.29	3.06	2.90	2.79	2.71	2.64	2.59
16	16	4.49	3.63	3.24	3.01	2.85	2.74	2.66	2.59	2.54
17	17	4.45	3.59	3.20	2.96	2.81	2.70	2.61	2.55	2.49
18	18	4.41	3.55	3.16	2.93	2.77	2.66	2.58	2.51	2.46
19	19	4.38	3.52	3.13	2.90	2.74	2.63	2.54	2.48	2.42
20	20	4.35	3.49	3.10	2.87	2.71	2.60	2.51	2.45	2.39
21	21	4.32	3.47	3.07	2.84	2.68	2.57	2.49	2.42	2.37
22	22	4.30	3.44	3.05	2.82	2.66	2.55	2.46	2.40	2.34
23	23	4.28	3.42	3.03	2.80	2.64	2.53	2.44	2.37	2.32
24	24	4.26	3.40	3.01	2.78	2.62	2.51	2.42	2.36	2.30
25	25	4.24	3.39	2.99	2.76	2.60	2.49	2.40	2.34	2.28
26	26	4.23	3.37	2.98	2.74	2.59	2.47	2.39	2.32	2.27
27	27	4.21	3.35	2.96	2.73	2.57	2.46	2.37	2.31	2.25
28	28	4.20	3.34	2.95	2.71	2.56	2.45	2.36	2.29	2.24
29	29	4.18	3.33	2.93	2.70	2.55	2.43	2.35	2.28	2.22
30	30	4.17	3.32	2.92	2.69	2.53	2.42	2.33	2.27	2.21
40	40	4.08	3.23	2.84	2.61	2.45	2.34	2.25	2.18	2.12
60	60	4.00	3.15	2.76	2.53	2.37	2.25	2.17	2.10	2.04
120	120	3.92	3.07	2.68	2.45	2.29	2.17	2.09	2.02	1.96
∞	∞	3.84	3.00	2.60	2.37	2.21	2.10	2.01	1.94	1.88

Source: From M. Merrington and C. M. Thompson, "Tables of Percentage Points of the Inverted Beta (F)-Distribution," *Biometrika*, 1943, 33, 73-88. Reproduced by permission of the *Biometrika* Trustees.

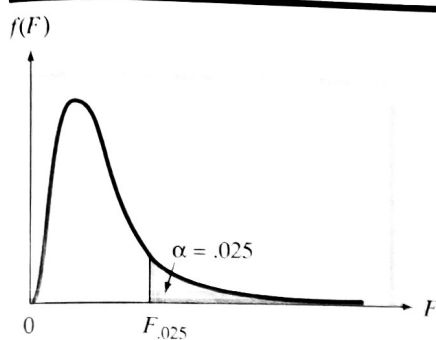
(continued)

TABLE IX Continued

ν_2	NUMERATOR DEGREES OF FREEDOM									
	10	12	15	20	24	30	40	60	120	∞
1	241.9	243.9	245.9	248.0	249.1	250.1	251.1	252.2	253.3	254.3
2	19.40	19.41	19.43	19.45	19.45	19.46	19.47	19.48	19.49	19.50
3	8.79	8.74	8.70	8.66	8.64	8.62	8.59	8.57	8.55	8.53
4	5.96	5.91	5.86	5.80	5.77	5.75	5.72	5.69	5.66	5.63
5	4.74	4.68	4.62	4.56	4.53	4.50	4.46	4.43	4.40	4.36
6	4.06	4.00	3.94	3.87	3.84	3.81	3.77	3.74	3.70	3.67
7	3.64	3.57	3.51	3.44	3.41	3.38	3.34	3.30	3.27	3.23
8	3.35	3.28	3.22	3.15	3.12	3.08	3.04	3.01	2.97	2.93
9	3.14	3.07	3.01	2.94	2.90	2.86	2.83	2.79	2.75	2.71
10	2.98	2.91	2.85	2.77	2.74	2.70	2.66	2.62	2.58	2.54
11	2.85	2.79	2.72	2.65	2.61	2.57	2.53	2.49	2.45	2.40
12	2.75	2.69	2.62	2.54	2.51	2.47	2.43	2.38	2.34	2.30
13	2.67	2.60	2.53	2.46	2.42	2.38	2.34	2.30	2.25	2.21
14	2.60	2.53	2.46	2.39	2.35	2.31	2.27	2.22	2.18	2.13
15	2.54	2.48	2.40	2.33	2.29	2.25	2.20	2.16	2.11	2.07
16	2.49	2.42	2.35	2.28	2.24	2.19	2.15	2.11	2.06	2.01
17	2.45	2.38	2.31	2.23	2.19	2.15	2.10	2.06	2.01	1.96
18	2.41	2.34	2.27	2.19	2.15	2.11	2.06	2.02	1.97	1.92
19	2.38	2.31	2.23	2.16	2.11	2.07	2.03	1.98	1.93	1.88
20	2.35	2.28	2.20	2.12	2.08	2.04	1.99	1.95	1.90	1.84
21	2.32	2.25	2.18	2.10	2.05	2.01	1.96	1.92	1.87	1.81
22	2.30	2.23	2.15	2.07	2.03	1.98	1.94	1.89	1.84	1.78
23	2.27	2.20	2.13	2.05	2.01	1.96	1.91	1.86	1.81	1.76
24	2.25	2.18	2.11	2.03	1.98	1.94	1.89	1.84	1.79	1.73
25	2.24	2.16	2.09	2.01	1.96	1.92	1.87	1.82	1.77	1.71
26	2.22	2.15	2.07	1.99	1.95	1.90	1.85	1.80	1.75	1.69
27	2.20	2.13	2.06	1.97	1.93	1.88	1.84	1.79	1.73	1.67
28	2.19	2.12	2.04	1.96	1.91	1.87	1.82	1.77	1.71	1.65
29	2.18	2.10	2.03	1.94	1.90	1.85	1.81	1.75	1.70	1.64
30	2.16	2.09	2.01	1.93	1.89	1.84	1.79	1.74	1.68	1.62
40	2.08	2.00	1.92	1.84	1.79	1.74	1.69	1.64	1.58	1.51
60	1.99	1.92	1.84	1.75	1.70	1.65	1.59	1.53	1.47	1.39
120	1.91	1.83	1.75	1.66	1.61	1.55	1.50	1.43	1.35	1.25
∞	1.83	1.75	1.67	1.57	1.52	1.46	1.39	1.32	1.22	1.00

DENOMINATOR DEGREES OF FREEDOM

TABLE X Percentage Points of the F-distribution, $\alpha = .025$



		NUMERATOR DEGREES OF FREEDOM								
		1	2	3	4	5	6	7	8	9
DENOMINATOR DEGREES OF FREEDOM	v_1									
	v_2									
	1	647.8	799.5	864.2	899.6	921.8	937.1	948.2	956.7	963.3
	2	38.51	39.00	39.17	39.25	39.30	39.33	39.36	39.37	39.39
	3	17.44	16.04	15.44	15.10	14.88	14.73	14.62	14.54	14.47
	4	12.22	10.65	9.98	9.60	9.36	9.20	9.07	8.98	8.90
	5	10.01	8.43	7.76	7.39	7.15	6.98	6.85	6.76	6.68
	6	8.81	7.26	6.60	6.23	5.99	5.82	5.70	5.60	5.52
	7	8.07	6.54	5.89	5.52	5.29	5.12	4.99	4.90	4.82
	8	7.57	6.06	5.42	5.05	4.82	4.65	4.53	4.43	4.36
	9	7.21	5.71	5.08	4.72	4.48	4.32	4.20	4.10	4.03
	10	6.94	5.46	4.83	4.47	4.24	4.07	3.95	3.85	3.78
	11	6.72	5.26	4.63	4.28	4.04	3.88	3.76	3.66	3.59
	12	6.55	5.10	4.47	4.12	3.89	3.73	3.61	3.51	3.44
	13	6.41	4.97	4.35	4.00	3.77	3.60	3.48	3.39	3.31
	14	6.30	4.86	4.24	3.89	3.66	3.50	3.38	3.29	3.21
	15	6.20	4.77	4.15	3.80	3.58	3.41	3.29	3.20	3.12
	16	6.12	4.69	4.08	3.73	3.50	3.34	3.22	3.12	3.05
	17	6.04	4.62	4.01	3.66	3.44	3.28	3.16	3.06	2.98
	18	5.98	4.56	3.95	3.61	3.38	3.22	3.10	3.01	2.93
	19	5.92	4.51	3.90	3.56	3.33	3.17	3.05	2.96	2.88
	20	5.87	4.46	3.86	3.51	3.29	3.13	3.01	2.91	2.84
	21	5.83	4.42	3.82	3.48	3.25	3.09	2.97	2.87	2.80
	22	5.79	4.38	3.78	3.44	3.22	3.05	2.93	2.84	2.76
	23	5.75	4.35	3.75	3.41	3.18	3.02	2.90	2.81	2.73
	24	5.72	4.32	3.72	3.38	3.15	2.99	2.87	2.78	2.70
	25	5.69	4.29	3.69	3.35	3.13	2.97	2.85	2.75	2.68
	26	5.66	4.27	3.67	3.33	3.10	2.94	2.82	2.73	2.65
	27	5.63	4.24	3.65	3.31	3.08	2.92	2.80	2.71	2.63
	28	5.61	4.22	3.63	3.29	3.06	2.90	2.78	2.69	2.61
29	5.59	4.20	3.61	3.27	3.04	2.88	2.76	2.67	2.59	
30	5.57	4.18	3.59	3.25	3.03	2.87	2.75	2.65	2.57	
40	5.42	4.05	3.46	3.13	2.90	2.74	2.62	2.53	2.45	
60	5.29	3.93	3.34	3.01	2.79	2.63	2.51	2.41	2.33	
120	5.15	3.80	3.23	2.89	2.67	2.52	2.39	2.30	2.22	
∞	5.02	3.69	3.12	2.79	2.57	2.41	2.29	2.19	2.11	

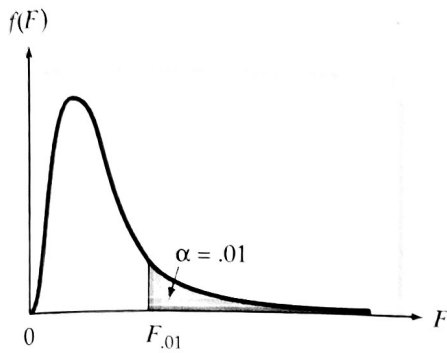
Source: From M. Merrington and C. M. Thompson, "Tables of Percentage Points of the Inverted Beta (F)-Distribution," *Biometrika*, 1943, 33, 73-88. Reproduced by permission of the *Biometrika* Trustees.

(continued)

TABLE X Continued

v_1 / v_2		NUMERATOR DEGREES OF FREEDOM									
		10	12	15	20	24	30	40	60	120	∞
DENOMINATOR DEGREES OF FREEDOM	1	968.6	976.7	984.9	993.1	997.2	1,001	1,006	1,010	1,014	1,018
	2	39.40	39.41	39.43	39.45	39.46	39.46	39.47	39.48	39.49	39.50
	3	14.42	14.34	14.25	14.17	14.12	14.08	14.04	13.99	13.95	13.90
	4	8.84	8.75	8.66	8.56	8.51	8.46	8.41	8.36	8.31	8.26
	5	6.62	6.52	6.43	6.33	6.28	6.23	6.18	6.12	6.07	6.02
	6	5.46	5.37	5.27	5.17	5.12	5.07	5.01	4.96	4.90	4.85
	7	4.76	4.67	4.57	4.47	4.42	4.36	4.31	4.25	4.20	4.14
	8	4.30	4.20	4.10	4.00	3.95	3.89	3.84	3.78	3.73	3.67
	9	3.96	3.87	3.77	3.67	3.61	3.56	3.51	3.45	3.39	3.33
	10	3.72	3.62	3.52	3.42	3.37	3.31	3.26	3.20	3.14	3.08
	11	3.53	3.43	3.33	3.23	3.17	3.12	3.06	3.00	2.94	2.88
	12	3.37	3.28	3.18	3.07	3.02	2.96	2.91	2.85	2.79	2.72
	13	3.25	3.15	3.05	2.95	2.89	2.84	2.78	2.72	2.66	2.60
	14	3.15	3.05	2.95	2.84	2.79	2.73	2.67	2.61	2.55	2.49
	15	3.06	2.96	2.86	2.76	2.70	2.64	2.59	2.52	2.46	2.40
	16	2.99	2.89	2.79	2.68	2.63	2.57	2.51	2.45	2.38	2.32
	17	2.92	2.82	2.72	2.62	2.56	2.50	2.44	2.38	2.32	2.25
	18	2.87	2.77	2.67	2.56	2.50	2.44	2.38	2.32	2.26	2.19
	19	2.82	2.72	2.62	2.51	2.45	2.39	2.33	2.27	2.20	2.13
	20	2.77	2.68	2.57	2.46	2.41	2.35	2.29	2.22	2.16	2.09
	21	2.73	2.64	2.53	2.42	2.37	2.31	2.25	2.18	2.11	2.04
	22	2.70	2.60	2.50	2.39	2.33	2.27	2.21	2.14	2.08	2.00
	23	2.67	2.57	2.47	2.36	2.30	2.24	2.18	2.11	2.04	1.97
	24	2.64	2.54	2.44	2.33	2.27	2.21	2.15	2.08	2.01	1.94
	25	2.61	2.51	2.41	2.30	2.24	2.18	2.12	2.05	1.98	1.91
	26	2.59	2.49	2.39	2.28	2.22	2.16	2.09	2.03	1.95	1.88
	27	2.57	2.47	2.36	2.25	2.19	2.13	2.07	2.00	1.93	1.85
	28	2.55	2.45	2.34	2.23	2.17	2.11	2.05	1.98	1.91	1.83
	29	2.53	2.43	2.32	2.21	2.15	2.09	2.03	1.96	1.89	1.81
	30	2.51	2.41	2.31	2.20	2.14	2.07	2.01	1.94	1.87	1.79
40	2.39	2.29	2.18	2.07	2.01	1.94	1.88	1.80	1.72	1.64	
60	2.27	2.17	2.06	1.94	1.88	1.82	1.74	1.67	1.58	1.48	
120	2.16	2.05	1.94	1.82	1.76	1.69	1.61	1.53	1.43	1.31	
∞	2.05	1.94	1.83	1.71	1.64	1.57	1.48	1.39	1.27	1.00	

TABLE XI Percentage Points of the *F*-distribution, $\alpha = .01$



$\nu_2 \backslash \nu_1$		NUMERATOR DEGREES OF FREEDOM								
		1	2	3	4	5	6	7	8	9
1	1	4.052	4,999.5	5,403	5,625	5,764	5,859	5,928	5,982	6,022
2	1	98.50	99.00	99.17	99.25	99.30	99.33	99.36	99.37	99.39
3	1	34.12	30.82	29.46	28.71	28.24	27.91	27.67	27.49	27.35
4	1	21.20	18.00	16.69	15.98	15.52	15.21	14.98	14.80	14.66
5	1	16.26	13.27	12.06	11.39	10.97	10.67	10.46	10.29	10.16
6	1	13.75	10.92	9.78	9.15	8.75	8.47	8.26	8.10	7.98
7	1	12.25	9.55	8.45	7.85	7.46	7.19	6.99	6.84	6.72
8	1	11.26	8.65	7.59	7.01	6.63	6.37	6.18	6.03	5.91
9	1	10.56	8.02	6.99	6.42	6.06	5.80	5.61	5.47	5.35
10	1	10.04	7.56	6.55	5.99	5.64	5.39	5.20	5.06	4.94
11	1	9.65	7.21	6.22	5.67	5.32	5.07	4.89	4.74	4.63
12	1	9.33	6.93	5.95	5.41	5.06	4.82	4.64	4.50	4.39
13	1	9.07	6.70	5.74	5.21	4.86	4.62	4.44	4.30	4.19
14	1	8.86	6.51	5.56	5.04	4.69	4.46	4.28	4.14	4.03
15	1	8.68	6.36	5.42	4.89	4.56	4.32	4.14	4.00	3.89
16	1	8.53	6.23	5.29	4.77	4.44	4.20	4.03	3.89	3.78
17	1	8.40	6.11	5.18	4.67	4.34	4.10	3.93	3.79	3.68
18	1	8.29	6.01	5.09	4.58	4.25	4.01	3.84	3.71	3.60
19	1	8.18	5.93	5.01	4.50	4.17	3.94	3.77	3.63	3.52
20	1	8.10	5.85	4.94	4.43	4.10	3.87	3.70	3.56	3.46
21	1	8.02	5.78	4.87	4.37	4.04	3.81	3.64	3.51	3.40
22	1	7.95	5.72	4.82	4.31	3.99	3.76	3.59	3.45	3.35
23	1	7.88	5.66	4.76	4.26	3.94	3.71	3.54	3.41	3.30
24	1	7.82	5.61	4.72	4.22	3.90	3.67	3.50	3.36	3.26
25	1	7.77	5.57	4.68	4.18	3.85	3.63	3.46	3.32	3.22
26	1	7.72	5.53	4.64	4.14	3.82	3.59	3.42	3.29	3.18
27	1	7.68	5.49	4.60	4.11	3.78	3.56	3.39	3.26	3.15
28	1	7.64	5.45	4.57	4.07	3.75	3.53	3.36	3.23	3.12
29	1	7.60	5.42	4.54	4.04	3.73	3.50	3.33	3.20	3.09
30	1	7.56	5.39	4.51	4.02	3.70	3.47	3.30	3.17	3.07
40	1	7.31	5.18	4.31	3.83	3.51	3.29	3.12	2.99	2.89
60	1	7.08	4.98	4.13	3.65	3.34	3.12	2.95	2.82	2.72
120	1	6.85	4.79	3.95	3.48	3.17	2.96	2.79	2.66	2.56
∞	1	6.63	4.61	3.78	3.32	3.02	2.80	2.64	2.51	2.41

Source: From M. Merrington and C. M. Thompson, "Tables of Percentage Points of the Inverted Beta (*F*)-Distribution," *Biometrika*, 1943, 33, 73-88. Reproduced by permission of the *Biometrika* Trustees.

(continued)

TABLE XI Continued

$v_1 \backslash v_2$		NUMERATOR DEGREES OF FREEDOM									
		10	12	15	20	24	30	40	60	120	∞
DENOMINATOR DEGREES OF FREEDOM	1	6.056	6.106	6.157	6.209	6.235	6.261	6.287	6.313	6.339	6.366
	2	99.40	99.42	99.43	99.45	99.46	99.47	99.47	99.48	99.49	99.50
	3	27.23	27.05	26.87	26.69	26.60	26.50	26.41	26.32	26.22	26.13
	4	14.55	14.37	14.20	14.02	13.93	13.84	13.75	13.65	13.56	13.46
	5	10.05	9.89	9.72	9.55	9.47	9.38	9.29	9.20	9.11	9.02
	6	7.87	7.72	7.56	7.40	7.31	7.23	7.14	7.06	6.97	6.88
	7	6.62	6.47	6.31	6.16	6.07	5.99	5.91	5.82	5.74	5.65
	8	5.81	5.67	5.52	5.36	5.28	5.20	5.12	5.03	4.95	4.86
	9	5.26	5.11	4.96	4.81	4.73	4.65	4.57	4.48	4.40	4.31
	10	4.85	4.71	4.56	4.41	4.33	4.25	4.17	4.08	4.00	3.91
	11	4.54	4.40	4.25	4.10	4.02	3.94	3.86	3.78	3.69	3.60
	12	4.30	4.16	4.01	3.86	3.78	3.70	3.62	3.54	3.45	3.36
	13	4.10	3.96	3.82	3.66	3.59	3.51	3.43	3.34	3.25	3.17
	14	3.94	3.80	3.66	3.51	3.43	3.35	3.27	3.18	3.09	3.00
	15	3.80	3.67	3.52	3.37	3.29	3.21	3.13	3.05	2.96	2.87
	16	3.69	3.55	3.41	3.26	3.18	3.10	3.02	2.93	2.84	2.75
	17	3.59	3.46	3.31	3.16	3.08	3.00	2.92	2.83	2.75	2.65
	18	3.51	3.37	3.23	3.08	3.00	2.92	2.84	2.75	2.66	2.57
	19	3.43	3.30	3.15	3.00	2.92	2.84	2.76	2.67	2.58	2.49
	20	3.37	3.23	3.09	2.94	2.86	2.78	2.69	2.61	2.52	2.42
	21	3.31	3.17	3.03	2.88	2.80	2.72	2.64	2.55	2.46	2.36
	22	3.26	3.12	2.98	2.83	2.75	2.67	2.58	2.50	2.40	2.31
	23	3.21	3.07	2.93	2.78	2.70	2.62	2.54	2.45	2.35	2.26
	24	3.17	3.03	2.89	2.74	2.66	2.58	2.49	2.40	2.31	2.21
	25	3.13	2.99	2.85	2.70	2.62	2.54	2.45	2.36	2.27	2.17
	26	3.09	2.96	2.81	2.66	2.58	2.50	2.42	2.33	2.23	2.13
	27	3.06	2.93	2.78	2.63	2.55	2.47	2.38	2.29	2.20	2.10
	28	3.03	2.90	2.75	2.60	2.52	2.44	2.35	2.26	2.17	2.06
	29	3.00	2.87	2.73	2.57	2.49	2.41	2.33	2.23	2.14	2.03
	30	2.98	2.84	2.70	2.55	2.47	2.39	2.30	2.21	2.11	2.01
40	2.80	2.66	2.52	2.37	2.29	2.20	2.11	2.02	1.92	1.80	
60	2.63	2.50	2.35	2.20	2.12	2.03	1.94	1.84	1.73	1.60	
120	2.47	2.34	2.19	2.03	1.95	1.86	1.76	1.66	1.53	1.38	
∞	2.32	2.18	2.04	1.88	1.79	1.70	1.59	1.47	1.32	1.00	